

Scaled data based on original data using
LM-79-08 Approved Method: Electrical and Photometric Measurements of Solid-
State Lighting Products

Test Report Prepared for
Cooper Lighting Solutions
(formerly Eaton)

Brand: STREETWORKS

Report Number: P456824

Luminaire Tested: **GLAN-SA8A-760-U-T3**

Issue Date: 1/4/2021

Test Information

Test Method: LM-79-08
Report Number: P456824
TEST IS SCALED FROM IESNA LM-79-08 TEST DATA (G3-2011-042-12)
Test Lab: INNOVATION CENTER
Issue Date: 1/4/2021
Manufacturer: COOPER LIGHTING SOLUTIONS (FORMERLY EATON)
Product Line: STREETWORKS
Catalog Number: GLAN-SA8A-760-U-T3
Description: GALLEON AREA AND ROADWAY LUMINAIRE
(8) 70 CRI, 5700K, 615mA LIGHTSQUARES WITH 16 LEDS EACH AND TYPE III OPTICS
Light Source: -
Ballast/Driver: ELECTRONIC DRIVER

Summary

Lumens per Lamp: N/A
Luminaire Lumens: 36620 lumens
Efficiency: N/A
Efficacy: 150.1 lumens/watt
Luminous Opening: Rectangular (W 1.5' x L: 1.5' x H: 0')
IES Classification: Type III - Short
BUG Rating: B3 - U0 - G4

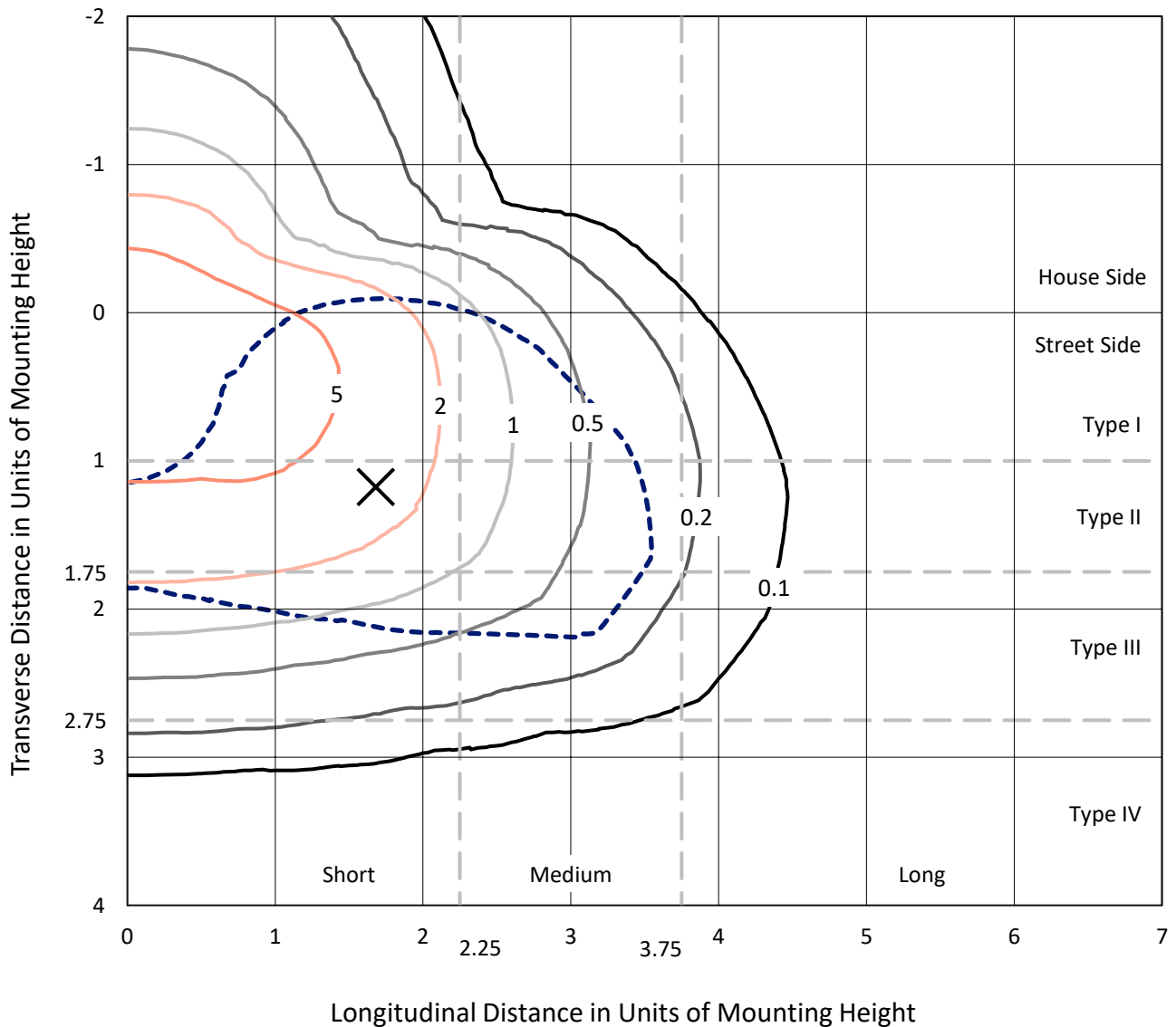
Input Watts (W): 244
Input Voltage (V): NR
Input Current (A_{in}): NR
Voltage Rise (V): NR
Power Factor: NR
Total Harmonic Distortion (THDi): NR
Frequency (hertz): 60
Stabilization Time: NR
Operation Time: NR
Ambient Temperature (°C): NR
Test Distance: 24 FT



REPORT NUMBER: P456824
 CATALOG NUMBER: GLAN-SA8A-760-U-T3

Iso-Footcandle Lines of Horizontal Illumination

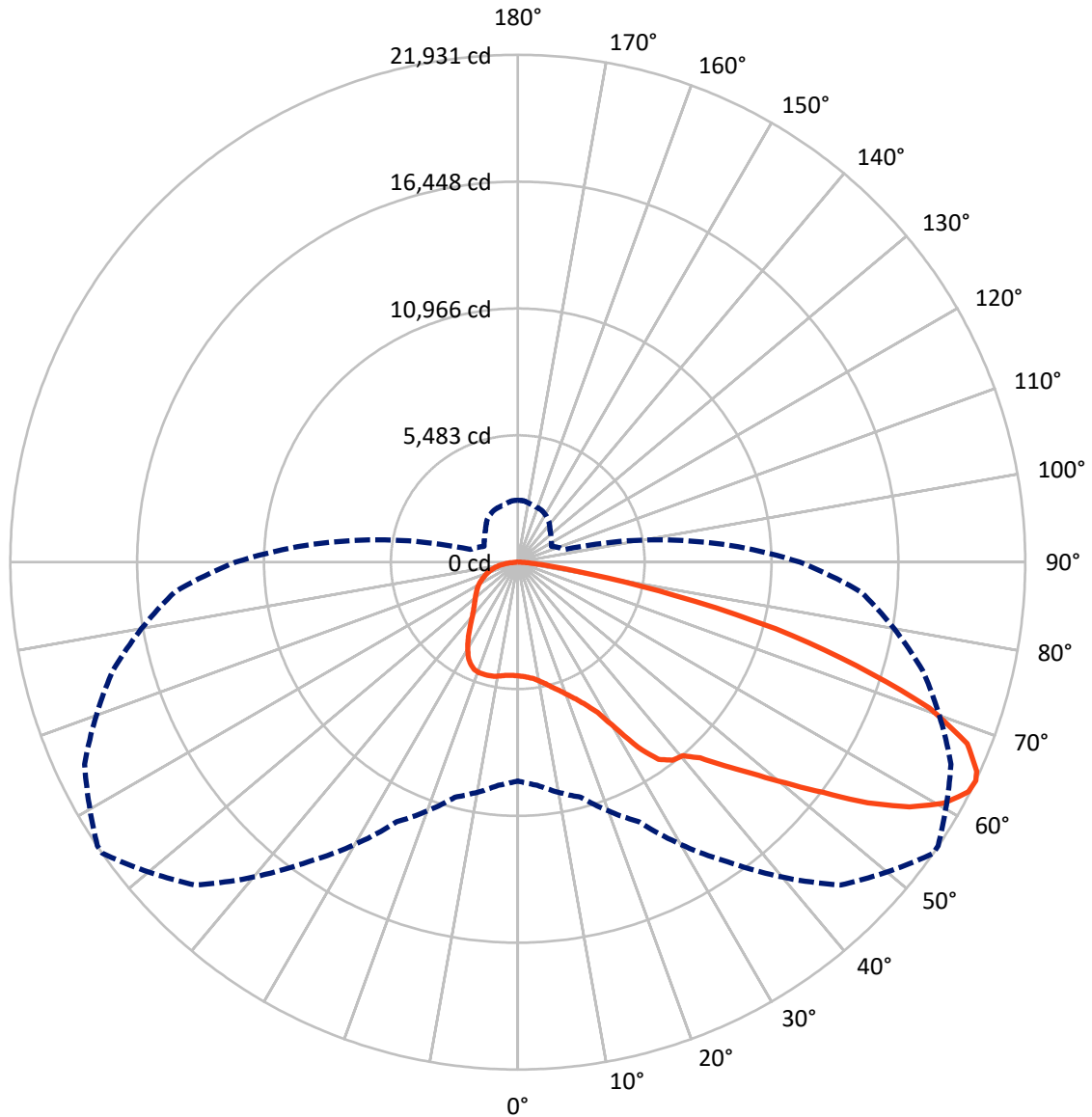
✕ Max cd
 - - - 1/2 Max cd



Based on 25 foot mounting height. Maximum calculated value = 9 fc
 Type III - Short - N/A

REPORT NUMBER: P456824
CATALOG NUMBER: GLAN-SA8A-760-U-T3

Luminous Intensity Polar Plot



— Vertical Plane Through 55-Deg Lateral - - - Horizontal Cone Through 64-Deg Vertical

REPORT NUMBER: P456824

CATALOG NUMBER: GLAN-SA8A-760-U-T3

FLUX DISTRIBUTION:

		Downward	Upward	Total
House Side	Lumens	8895.7	0.0	8895.7
	% Fixture	24.3	0.0	24.3
Street Side	Lumens	27724.3	0.0	27724.3
	% Fixture	75.7	0.0	75.7
Total	Lumens	36620.0	0.0	36620.0
	% Fixture	100.0	0.0	100.0

ZONAL LUMENS:

Zone	Lumens	% Fixture
0°-10°	477.9	1.3
10°-20°	1508.0	4.1
20°-30°	2684.7	7.3
30°-40°	4130.7	11.3
40°-50°	5855.6	16.0
50°-60°	8475.8	23.1
60°-70°	8771.5	24.0
70°-80°	4107.7	11.2
80°-90°	608.1	1.7
90°-100°	0.0	0.0
100°-110°	0.0	0.0
110°-120°	0.0	0.0
120°-130°	0.0	0.0
130°-140°	0.0	0.0
140°-150°	0.0	0.0
150°-160°	0.0	0.0
160°-170°	0.0	0.0
170°-180°	0.0	0.0
0°-90°	36620.0	100.0
0°-180°	36620.0	100.0

Coefficient of Utilization



REPORT NUMBER: P456824

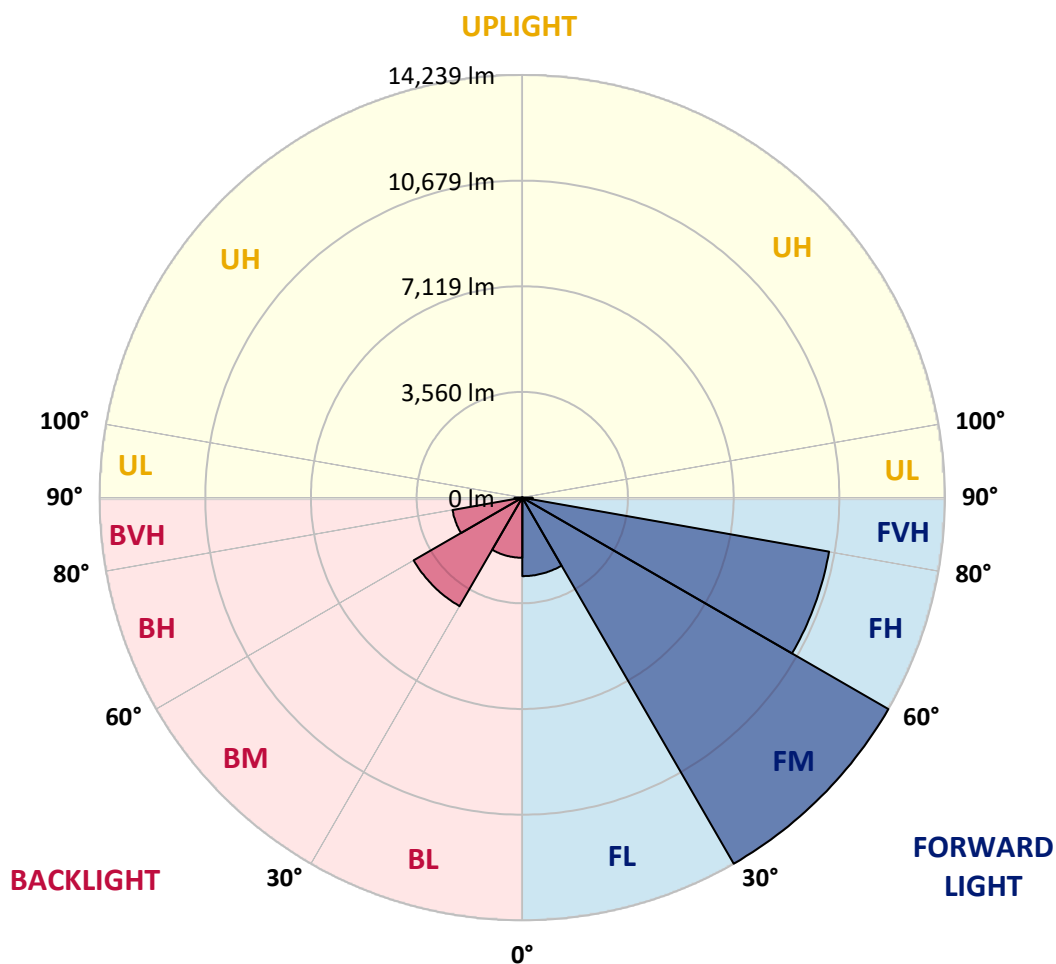
CATALOG NUMBER: GLAN-SA8A-760-U-T3

LUMINAIRE CLASSIFICATION SYSTEM LUMEN TABLE AND BUG RATING:

Zone		Lumens	% Fixture	Zone Rating/Lumen Limit		
				B	U	G
FL	(0°-30°)	2644.5	7.2			
FM	(30°-60°)	14238.9	38.9			
FH	(60°-80°)	10492.7	28.7			G4/12000
FVH	(80°-90°)	348.2	1.0			G3/500
BL	(0°-30°)	2026.1	5.5	B3/2500		
BM	(30°-60°)	4223.2	11.5	B3/5000		
BH	(60°-80°)	2386.6	6.5	B3/2500		G3/2500
BVH	(80°-90°)	259.9	0.7			G3/500
UL	(90°-100°)	0.0	0.0		U0/0	
UH	(100°-180°)	0.0	0.0		U0/0	

BUG Rating: B3-U0-G4

Type III Short





REPORT NUMBER: P456824

CATALOG NUMBER: GLAN-SA8A-760-U-T3

CANDELA DISTRIBUTION (FULL):

	0°	5°	15°	25°	35°	45°	55°	56°	65°	75°	85°
0°	4913.3	4913.3	4913.3	4913.3	4913.3	4913.3	4913.3	4913.3	4913.3	4913.3	4913.3
2.5°	4968.4	4966.4	4972.5	4966.4	4970.5	4956.2	4950.0	4954.1	4948.0	4937.8	4919.4
5°	5029.7	5027.6	5029.7	5021.5	5025.6	5017.4	5003.1	5007.2	4997.0	4974.5	4948.0
7.5°	5133.8	5125.6	5125.6	5123.5	5115.4	5103.1	5092.9	5088.8	5078.6	5050.1	5009.2
10°	5268.5	5268.5	5270.5	5254.2	5264.4	5241.9	5231.7	5229.7	5195.0	5158.2	5101.1
12.5°	5446.1	5456.3	5450.1	5442.0	5437.9	5429.7	5395.0	5403.2	5364.4	5301.1	5231.7
15°	5666.5	5682.9	5672.6	5668.6	5658.4	5627.7	5613.4	5607.3	5556.3	5464.4	5372.6
17.5°	5958.4	5938.0	5929.8	5919.6	5876.8	5854.3	5829.8	5825.7	5780.8	5672.6	5529.8
20°	6213.6	6242.2	6225.8	6215.6	6172.8	6129.9	6111.5	6105.4	6066.6	5948.2	5719.6
22.5°	6517.7	6523.8	6530.0	6505.5	6485.1	6452.4	6419.7	6409.5	6395.2	6272.8	5993.1
25°	6842.3	6866.8	6846.4	6821.9	6797.4	6795.3	6826.0	6821.9	6815.7	6697.4	6356.5
27.5°	7371.0	7393.4	7399.5	7373.0	7279.1	7287.3	7356.7	7379.1	7473.0	7277.1	6823.9
30°	7669.0	7691.4	7742.5	7842.5	7991.5	8122.2	8289.5	8340.6	8430.4	8060.9	7379.1
32.5°	7852.7	7860.9	7952.7	8138.5	8585.5	9073.4	9528.6	9546.9	9604.1	9085.6	7887.4
35°	8142.6	8148.7	8222.2	8426.3	8950.9	9763.3	10467.6	10490.0	10443.1	9404.1	8124.2
37.5°	8499.8	8516.1	8563.1	8732.5	9359.2	10341.0	10857.4	10841.1	10424.7	9657.2	8542.6
40°	9020.3	9020.3	8965.2	9193.8	9789.9	10671.7	10994.2	10965.6	10855.4	10390.0	9179.5
42.5°	9479.6	9471.4	9602.1	9757.2	10328.7	11182.0	11567.8	11614.7	11796.4	11310.6	9904.2
45°	10077.7	10114.4	10187.9	10469.6	11245.3	12053.6	12551.7	12596.6	12853.8	12394.5	10751.3
47.5°	10681.9	10694.1	10924.8	11300.4	12380.2	13235.5	13643.7	13717.2	13952.0	13662.1	11663.7
50°	11110.5	11226.9	11596.4	12188.3	13549.8	14676.6	14995.1	15082.8	15497.2	15042.0	12727.2
52.5°	11563.7	11678.0	12129.1	13031.4	14893.0	16150.4	16542.3	16601.5	17032.2	16438.2	13815.2
55°	11951.5	12057.7	12570.0	13778.5	15962.6	17654.8	18365.2	18295.8	18501.9	17514.0	14654.2
57.5°	12014.8	12100.6	12745.6	14256.1	16766.9	18944.9	19963.5	20004.3	19765.5	18318.2	15346.1
60°	11524.9	11700.5	12441.4	14205.1	17128.2	19843.0	21155.6	21184.1	20506.4	18730.5	15621.7
62.5°	10657.4	10639.0	11535.1	13384.5	16621.9	20047.2	21857.7	21827.1	20796.3	18532.5	15354.3
64°	9459.2	9679.6	10516.5	12376.1	15805.4	19732.8	21931.2	21914.9	20657.5	18120.2	14899.1
65°	8728.4	8716.2	9542.9	11551.5	14993.0	19259.2	21800.6	21778.1	20367.6	17750.7	14546.0
67.5°	6301.4	6329.9	7146.4	8914.2	12188.3	17407.8	20949.4	20865.7	19224.5	16526.0	13202.8
70°	3817.1	3833.5	4474.4	5913.5	8748.8	14072.4	18883.6	18887.7	17475.2	14697.0	11237.1
72.5°	2010.6	2053.5	2310.7	3357.9	5313.4	9873.5	15319.6	15683.0	15003.2	12543.5	8877.4
75°	1118.6	1124.7	1306.4	1655.5	2710.8	5525.7	11514.7	11618.8	11878.1	10096.0	6564.7
77.5°	853.2	865.5	922.6	1069.6	1475.8	2561.8	6968.8	7491.4	8371.2	7117.9	3745.7
80°	692.0	704.2	753.2	841.0	981.8	1214.5	3237.4	3519.1	4480.6	3159.9	1461.5
82.5°	538.9	530.7	594.0	651.2	714.4	718.5	1328.9	1469.7	1824.9	1359.5	632.8
85°	400.1	400.1	451.1	438.9	461.3	420.5	585.8	647.1	730.8	577.7	293.9
87.5°	159.2	175.5	296.0	265.4	206.2	165.3	216.4	228.6	253.1	226.6	122.5
90°	0.0	0.0	0.0	0.0	0.0	0.0	0.0	0.0	0.0	0.0	0.0



REPORT NUMBER: P456824

CATALOG NUMBER: GLAN-SA8A-760-U-T3

CANDELA DISTRIBUTION (continued):

	90°	95°	105°	115°	125°	135°	145°	155°	165°	175°	180°
0°	4913.3	4913.3	4913.3	4913.3	4913.3	4913.3	4913.3	4913.3	4913.3	4913.3	4913.3
2.5°	4921.5	4927.6	4913.3	4903.1	4899.0	4892.9	4886.8	4888.8	4897.0	4905.1	4903.1
5°	4946.0	4948.0	4923.5	4911.3	4903.1	4894.9	4894.9	4901.1	4917.4	4929.6	4929.6
7.5°	5007.2	5007.2	4972.5	4950.0	4937.8	4923.5	4919.4	4921.5	4933.7	4950.0	4952.1
10°	5103.1	5095.0	5050.1	5015.4	4992.9	4958.2	4927.6	4911.3	4917.4	4927.6	4927.6
12.5°	5219.5	5197.0	5139.9	5092.9	5037.8	4972.5	4909.2	4876.6	4874.5	4884.7	4880.6
15°	5344.0	5319.5	5239.9	5154.2	5058.2	4962.3	4886.8	4839.8	4803.1	4792.9	4815.3
17.5°	5488.9	5437.9	5327.7	5209.3	5066.4	4941.9	4823.5	4727.5	4662.2	4643.9	4650.0
20°	5664.5	5597.1	5448.1	5262.4	5060.3	4868.4	4684.7	4556.1	4449.9	4417.3	4421.4
22.5°	5907.4	5791.0	5572.6	5288.9	5009.2	4729.6	4474.4	4307.0	4178.4	4127.4	4158.0
25°	6183.0	6056.4	5691.0	5282.8	4876.6	4507.1	4225.4	4007.0	3890.6	3815.1	3831.4
27.5°	6562.6	6338.1	5817.6	5227.7	4686.7	4235.6	3909.0	3702.8	3596.7	3557.9	3576.3
30°	7048.5	6703.5	5954.3	5078.6	4386.7	3892.7	3590.6	3455.8	3392.6	3343.6	3359.9
32.5°	7399.5	6960.7	5985.0	4827.6	4062.1	3580.4	3374.2	3274.2	3204.8	3157.8	3168.0
35°	7650.6	7179.1	5970.7	4519.3	3723.2	3323.2	3202.7	3121.1	3008.8	2906.7	2888.4
37.5°	7987.4	7452.6	5866.6	4182.5	3388.5	3149.7	3063.9	2912.9	2751.6	2614.8	2608.7
40°	8503.9	7773.1	5644.1	3786.5	3102.7	3021.1	2917.0	2721.0	2547.5	2437.3	2429.1
42.5°	9036.6	8069.1	5342.0	3370.1	2868.0	2886.3	2759.8	2565.9	2459.7	2388.3	2380.1
45°	9687.8	8389.6	5015.4	3008.8	2694.5	2759.8	2623.0	2510.7	2447.5	2400.5	2388.3
47.5°	10392.0	8718.2	4647.9	2684.2	2547.5	2643.4	2565.9	2514.8	2480.1	2447.5	2433.2
50°	11151.4	9085.6	4303.0	2423.0	2414.8	2523.0	2559.7	2541.4	2520.9	2510.7	2498.5
52.5°	11984.2	9461.2	4013.1	2239.3	2298.5	2437.3	2561.8	2576.1	2576.1	2569.9	2561.8
55°	12547.6	9722.5	3719.2	2090.2	2180.1	2367.9	2557.7	2612.8	2633.2	2625.1	2616.9
57.5°	12964.0	9865.4	3349.7	1961.6	2080.0	2300.5	2535.2	2616.9	2637.3	2647.5	2643.4
60°	13049.7	9732.7	2865.9	1826.9	1971.9	2202.5	2453.6	2555.7	2582.2	2645.5	2651.6
62.5°	12663.9	9324.4	2384.2	1694.2	1839.2	2053.5	2343.4	2486.2	2539.3	2637.3	2647.5
64°	12190.4	8867.2	2116.8	1610.5	1753.4	1969.8	2288.2	2467.9	2537.3	2667.9	2676.1
65°	11843.4	8534.5	1949.4	1557.5	1698.3	1914.7	2257.6	2474.0	2555.7	2714.9	2727.1
67.5°	10565.5	7389.3	1612.6	1433.0	1567.7	1820.8	2263.8	2525.0	2551.6	2733.2	2731.2
70°	8742.7	5882.9	1351.3	1318.7	1441.1	1745.3	2239.3	2443.4	2445.4	2565.9	2537.3
72.5°	6546.3	4347.9	1171.7	1200.3	1300.3	1565.6	2114.7	2333.2	2298.5	2314.8	2286.2
75°	4496.9	2876.1	1008.4	1073.7	1153.3	1384.0	1939.2	2118.8	2063.7	2043.3	2022.9
77.5°	2400.5	1590.1	839.0	949.2	1002.3	1196.2	1692.2	1865.7	1808.6	1728.9	1702.4
80°	971.6	749.1	675.7	785.9	816.5	963.5	1408.5	1516.7	1473.8	1335.0	1290.1
82.5°	487.9	449.1	530.7	618.5	620.5	687.9	1047.2	1149.2	1053.3	883.9	845.1
85°	255.2	263.3	365.4	434.8	383.8	371.5	628.7	696.1	638.9	555.2	500.1
87.5°	91.9	106.1	191.9	189.8	134.7	71.4	138.8	67.4	36.7	22.5	28.6
90°	0.0	0.0	0.0	0.0	0.0	0.0	0.0	0.0	0.0	0.0	0.0

(END OF REPORT)